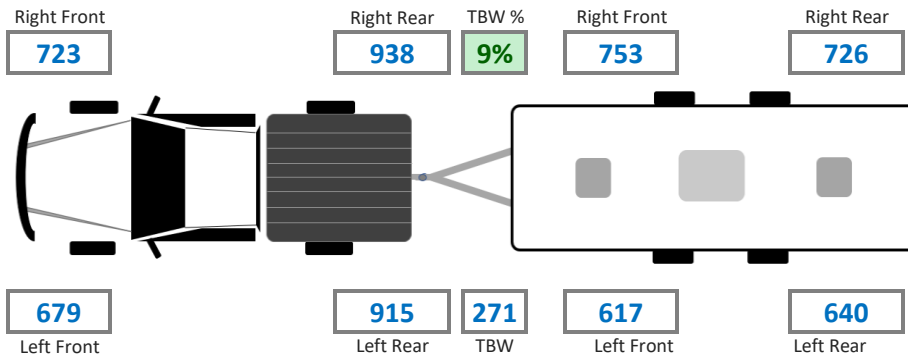


Owner **Mark**

Date **Monday, 18 September 2023**

Vehicle	
License Plate	
Make	Toyota
Model	LC300
Year	

Trailer	
License Plate	
Make	Caravan
Model	Dual Axle
Year	



Distance measured to ground when hitched	<b>600mm</b>	Top A-frame	Van front	<b>770mm</b>	Van rear	<b>750mm</b>
Aproximate tow ball height adjustment to level van	<b>↓ -10mm</b>	Var. rear	<b>↑ 20mm</b>	Var. front	<b>↓ -20mm</b>	

Front Axle Rating	<b>1630</b>	Rear Axle Rating	<b>1930</b>	Axle Rating	<b>1750</b>	Axle Rating	<b>1750</b>
Actual	<b>1402</b>	Actual	<b>1853</b>	Actual	<b>1370</b>	Actual	<b>1366</b>
Variance	<b>-228</b>	Variance	<b>-77</b>	Variance	<b>-380</b>	Variance	<b>-384</b>

	BTC	GVM	GCM	TBM	GTM	ATM
	Braked Tow Capacity	GVM Hitched	Gross Combination Mass	Tow Ball Mass	Gross Trailer Mass	Aggregate Trailer Mass
Compliance Plate	<b>3500</b>	<b>3280</b>	<b>6750</b>	<b>350</b>	<b>3314</b>	<b>3500</b>
Actual	<b>3007</b>	<b>3255</b>	<b>5991</b>	<b>271</b>	<b>2736</b>	<b>3007</b>
Variance	<b>493</b>	<b>-25</b>	<b>-759</b>	<b>-79</b>	<b>-578</b>	<b>-493</b>

Disclaimer: Information provided is true and correct on the date of weighing. Due to the dynamic nature of loading and towing, Aussie Weigh bears no responsibility or liability for changes in weights and circumstances relating to the weight of vehicles after this issue of this document. This advisory weighing cannot be used for certification, registration or insurance purposes.

**GVM - Gross Vehicle Mass**



**TBW - Tow Ball Weight**




**GTM - Gross Trailer Mass**



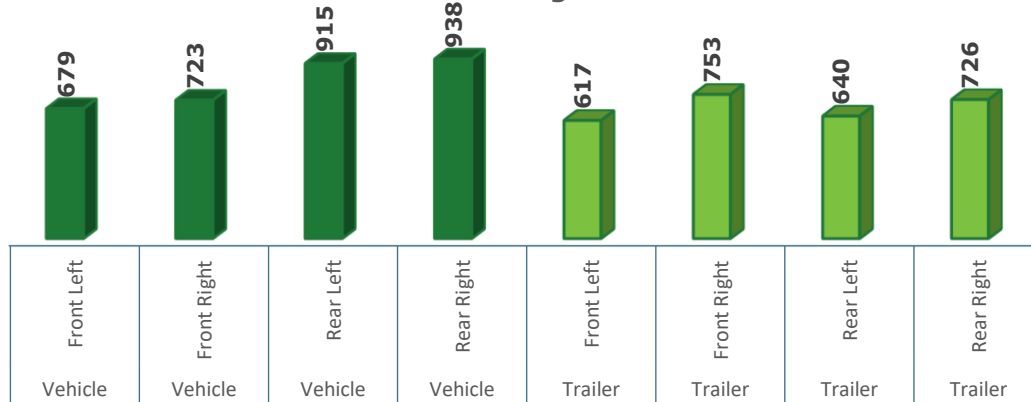
**ATM - Aggregate Trailer Mass**



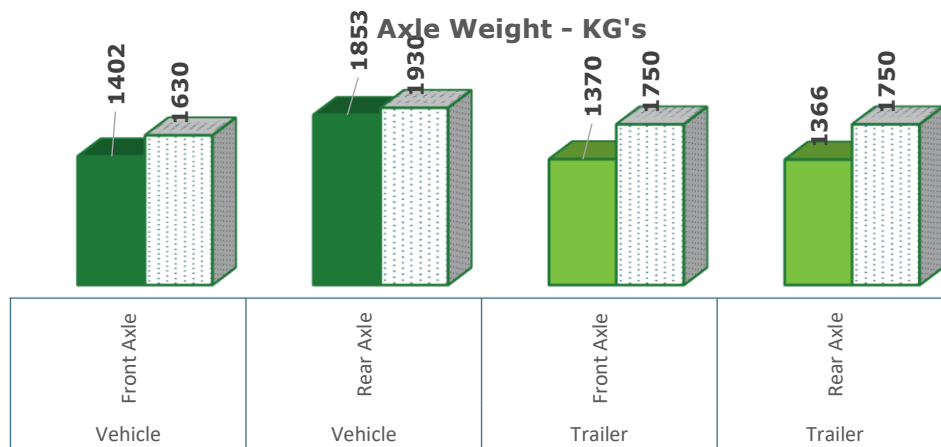
**GCM - Gross Combined Mass**



**Wheel Weight - KG's**



**Axle Weight - KG's**



**Weight Ratio between Vehicle and Caravan**

